


REPUBLIC OF KENYA



Enhancing Accountability

REPORT

OF

THE AUDITOR-GENERAL

ON

TEACHERS SERVICE COMMISSION


FOR THE YEAR ENDED
30 JUNE, 2020


TEACHERS SERVICE COMMISSION
REPORTS AND FINANCIAL STATEMENTS FOR THE YEAR ENDED 30 JUNE 2020

VII. STATEMENT OF RECEIPTS AND PAYMENTS FOR THE YEAR ENDED 30 JUNE 2020

	Note	2019/2020 Kshs '000'	2018/2019 Kshs'000'
RECEIPTS			
Exchequer Releases (Recurrent)	1A	255,340,526	240,466,353
Exchequer Releases (Development-SEQIP)	1B	347,526	-
Proceeds from Sale of Assets	2	-	1,195
Other Revenues	3	634,097	710,058
TOTAL REVENUES		<u>256,322,149</u>	<u>241,177,606</u>
PAYMENTS			
Compensation of Employees	4	254,450,752	239,773,469
Use of goods and services	5	844,115	1,162,893
SEQIP Expenses	6	271,066	9,790
Acquisition of Assets	7	366,408	201,123
TOTAL PAYMENTS		<u>255,932,341</u>	<u>241,147,275</u>
SURPLUS		<u>389,809</u>	<u>30,331</u>

The accounting policies and explanatory notes to these financial statements form an integral part of the financial statements. The entity financial statements were approved on 28th September 2020 and signed by:


DR NANCY NJERI MACHARIA, CBS
COMMISSION SECRETARY/CEO
Date: 28-09-2020



CPA CHEPTUMO AYABEI
DIRECTOR (FINANCE & ACCOUNTS
ICPAK NUMBER: 8372
Date: 28-09-2020


**TEACHERS SERVICE COMMISSION
REPORTS AND FINANCIAL STATEMENTS FOR THE YEAR ENDED 30 JUNE 2020**

VIII. STATEMENT OF ASSETS AND LIABILITIES AS AT 30 JUNE 2020

	Note	2019/2020 Kshs '000'	2018/2019 Kshs '000'
FINANCIAL ASSETS			
Cash and Cash Equivalents			
Bank Balances	8A	1,543,696	1,562,925
Cash Balances	8B	23	17
Total Cash And Cash Equivalents		<u>1,543,719</u>	<u>1,562,942</u>
Accounts Receivables	9	847,227	376,686
TOTAL FINANCIAL ASSETS		<u>2,390,946</u>	<u>1,939,628</u>
LESS: FINANCIAL LIABILITIES			
Accounts Payables	10	457,530	396,020
NET FINANCIAL ASSETS		<u>1,933,416</u>	<u>1,543,608</u>
REPRESENTED BY			
Fund balance b/fwd	11	1,543,608	1,513,277
Surplus for the year		389,809	30,331
NET FINANCIAL POSSITION		<u>1,933,416</u>	<u>1,543,608</u>

The accounting policies and explanatory notes to these financial statements form an integral part of the financial statements. The entity financial statements were approved on 28th September 2020 and signed by:


DR NANCY NJERI MACHARIA, CBS
COMMISSION SECRETARY/CEO
Date: 28-09-2020


CPA CHEPTUMŌ AYABEI
DIRECTOR (FINANCE & ACCOUNTS)
ICPAK NUMBER: 8372
Date: 28-09-2020



STATEMENT OF RECEIPTS AND PAYMENTS

Entity: 2091-Teachers Service Commission

Current Period: JUL-19 To JUN-20

Compare With: JUL-18 To JUN-19

	Note	Current Period	Previous Period
RECEIPTS			
Tax Receipts	1	0.00	0.00
Social Security Contribution	2	0.00	0.00
Proceeds from Domestic and Foreign Grants	3	0.00	0.00
Exchequer releases	4	255,688,052,194.60	240,466,353,068.00
Transfers from Other Government Entities	5	0.00	0.00
Proceeds from Domestic Borrowings	6	0.00	0.00
Proceeds from Foreign Borrowings	7	0.00	0.00
Proceeds from Sales of Assets	8	609,979,734.25	(388,236,889.85)
Reimbursements and Refunds	9	0.00	0.00
Returns of Equity Holdings	10	0.00	0.00
Other Receipts	11	0.00	0.00
TOTAL RECEIPTS		256,298,031,928.85	240,078,116,178.15
PAYMENTS			
Compensation of Employees	12	254,508,112,925.85	239,143,931,287.35
Use of goods and Services	13	842,807,685.35	1,165,599,090.15
Subsidies	14	0.00	0.00
Transfers to Other Government Units	15	271,065,922.55	9,790,189.00
Other Grants and Transfers	16	0.00	0.00
Social Security Benefits	17	0.00	0.00
Acquisition of Assets	18	367,755,145.30	201,123,012.30
Finance Costs, including Loan Interest	19	0.00	0.00
Repayment of Principal on Domestic and Foreign Borrowing	20	0.00	0.00
Other payments	21	0.00	0.00
TOTAL PAYMENTS		255,989,741,679.05	240,520,443,578.80
SURPLUS/DEFICIT		308,290,249.80	(442,327,400.65)

The Statement has been prepared, reviewed and approved by the following:

Prepared By: _____

Date: _____

Reviewed By: _____

Date: _____

Approved By: _____

Date: _____



Statement of Financial Position

Entity: 2091-Teachers Service Commission

Current Period: JUL-19 To JUN-20

Compare With: JUL-18 To JUN-19

	Note	Current Period	Previous Period
		Kshs	Kshs
FINANCIAL ASSETS			
Cash and Cash Equivalents			
Bank Balances	22A	122,955,664.80	151,085,706.45
Cash Balances	22B	21,960.00	5,974,304,046.40
Total Cash And Cash Equivalents		122,977,624.80	6,125,389,752.85
Accounts Receivables - Outstanding Imprest and Clearance Accounts	23	1,478,511,636.05	(675,179,430.40)
TOTAL FINANCIAL ASSETS		1,601,489,260.85	5,450,210,322.45
Financial Liabilities			
Accounts Payables - Deposits	24	1,852,663,939.05	6,009,675,250.45
NET FINANCIAL ASSETS		(251,174,678.20)	(559,464,928.00)
REPRESENTED BY			
Fund Balance b/fwd	25	(559,464,928.00)	(117,137,527.35)
Prior Year Adjustment	26	0.00	0.00
Surplus/Deficit for the Year		308,290,249.80	(442,327,400.65)
NET FINANCIAL POSITION		(251,174,678.20)	(559,464,928.00)

The Statement has been prepared, reviewed and approved by the following:

Prepared By: _____

Date: _____

Reviewed By: _____

Date: _____

Approved By: _____

Date: _____