



REPUBLIC OF KENYA
MINISTRY OF PUBLIC SERVICE AND GENDER
STATE DEPARTMENT FOR PUBLIC SERVICE
Office of the Principal Secretary

www.psyg.go.ke
Telephone: Nairobi 227411
Telex: 23125
Fax: 2243620

P O BOX 30050 -00100
NAIROBI
KENYA

Ref. No. MPSG/ACCTS/20/(29)

FCPA Nancy Janet Kabui Gathungu
Auditor-General
Office of the Auditor General
NAIROBI



Date: 11th March, 2021

Dear

RE: REVISED ANNUAL REPORT AND FINANCIAL STATEMENTS FOR STATE DEPARTMENT FOR PUBLIC SERVICE FOR THE YEAR ENDED 30TH JUNE 2020

Forwarded herewith, please find Revised Annual Report and Financial Statements for the State Department for Public Service for the year ended 30th June, 2020.

Submitted for your perusal and further necessary action.

Yours

Mary W. Kimonye (Mrs), MBS
PRINCIPAL SECRETARY

Encl.


Copy to: **Prof. Margaret Kobia, PhD, MGH**
Cabinet Secretary
Ministry of Public Service and Gender
NAIROBI


The Director General
Accounting Services & Quality Assurance
The National Treasury
NAIROBI

MINISTRY OF PUBLIC SERVICE AND GENDER
 STATE DEPARTMENT FOR PUBLIC SERVICE
 Reports and Financial Statements
 For the year ended June 30, 2020

	Note	2019-2020 Kshs	2018-2019 Kshs
RECEIPTS			
Transfers from National Treasury	1	7,113,154,665	6,932,956,828
Proceeds from Sales of Assets	2	1,745,710,055	292,000
TOTAL REVENUES		8,858,864,720	6,933,248,828
PAYMENTS			
Compensation of Employees	3	4,608,337,137	4,509,133,840
Use of goods and services	4	1,368,561,573	1,366,359,069
Transfers to Other Government Units	5	2,596,871,635	805,224,344
Other grants and transfers	6	26,271,925	29,908,177
Social Security Benefits	7	47,963,058	4,384,062
Acquisition of Assets	8	151,453,303	217,241,003
TOTAL PAYMENTS		8,799,458,632	6,932,250,495
SURPLUS/DEFICIT		59,406,088	998,333

The accounting policies and explanatory notes to these financial statements form an integral part of the financial statements. The State Department for Public Service financial statements were approved on 30/9/ 2020 and signed by:


 Principal Secretary
 Name: Mary W. Kimonye (Mrs), MBS



 Head of Accounts Unit
 Name: Peter Kabebe
 ICPAK Member Number: 3845

STATE DEPARTMENT FOR PUBLIC SERVICE
 Reports and Financial Statements
 For the year ended June 30, 2020

STATEMENT OF ASSETS AND LIABILITIES

	Note	2019-2020 Kshs	2018-2019 Kshs
FINANCIAL ASSETS			
Cash and Cash Equivalents			
Bank Balances	9A	132,024,750	99,109,208
Cash Balances	9B	2,711	222,794
Total Cash And Cash Equivalents		132,027,461	99,332,002
Accounts Receivables - Outstanding Imprest and Clearence Accounts	10	-	197,600
TOTAL FINANCIAL ASSETS		132,027,461	99,529,602
LESS: FINANCIAL LIABILITIES			
Accounts Payables - Deposits	11	71,623,040	98,531,269
NET FINANCIAL ASSETS		60,404,421	998,333
REPRESENTED BY			
Fund balance b/fwd	12	998,333	-
Surplus/De fict for the year		59,406,088	998,333
NET FINANCIAL POSSITION		60,404,421	998,333

The accounting policies and explanatory notes to these financial statements form an integral part of the financial statements. The State Department for Public Service financial statements were approved on 30/09/ 2020 and signed by:



Principal Secretary
 Name: Mary W. Kimonye (Mrs), MBS



Head of Accounts Unit
 Name: Peter Kabebe
 ICPAK Member Number: 3845



STATEMENT OF RECEIPTS AND PAYMENTS

Entity: 1213-1213_State Department for Public Service

Current Period: JUL-19 To JUN-20

Compare With: JUL-18 To JUN-19

	Note	Current Period	Previous Period
RECEIPTS			
Tax Receipts	1	0.00	0.00
Social Security Contribution	2	0.00	0.00
Proceeds from Domestic and Foreign Grants	3	0.00	0.00
Exchequer releases	4	7,113,154,665.55	7,124,350,128.90
Transfers from Other Government Entities	5	0.00	0.00
Proceeds from Domestic Borrowings	6	0.00	0.00
Proceeds from Foreign Borrowings	7	0.00	0.00
Proceeds from Sales of Assets	8	1,745,710,055.15	1,061,252.30
Reimbursements and Refunds	9	0.00	0.00
Returns of Equity Holdings	10	0.00	0.00
Other Receipts	11	0.00	0.00
TOTAL RECEIPTS		8,858,864,720.70	7,125,411,381.20
PAYMENTS			
Compensation of Employees	12	4,608,337,137.00	4,509,133,841.40
Use of goods and Services	13	1,368,561,573.25	1,370,428,607.95
Subsidies	14	0.00	0.00
Transfers to Other Government Units	15	2,596,871,635.00	805,224,344.00
Other Grants and Transfers	16	26,271,925.00	29,908,177.00
Social Security Benefits	17	47,963,058.45	4,384,062.25
Acquisition of Assets	18	151,453,303.10	220,395,892.00
Finance Costs, including Loan Interest	19	0.00	0.00
Repayment of Principal on Domestic and Foreign Borrowing	20	0.00	0.00
Other payments	21	0.00	0.00
TOTAL PAYMENTS		8,799,458,631.80	6,939,474,924.60
SURPLUS/DEFICIT		59,406,088.90	185,936,456.60

The Statement has been prepared, reviewed and approved by the following:

Prepared By: _____

Date: _____

Reviewed By: _____

Date: _____

Approved By: _____

Date: _____



Statement of Financial Position

Entity: 1213-1213_State Department for Public Service

Current Period: JUL-19 To JUN-20

Compare With: JUL-18 To JUN-19

	Note	Current Period	Previous Period
		Kshs	Kshs
FINANCIAL ASSETS			
Cash and Cash Equivalents			
Bank Balances	22A	(628,149,225.65)	4,610,317,791.65
Cash Balances	22B	1,081,694,553.45	686,307,625.35
Total Cash And Cash Equivalents		453,545,327.80	5,296,625,417.00
Accounts Receivables - Outstanding Imprest and Clearance Accounts	23	0.00	197,600.00
TOTAL FINANCIAL ASSETS		453,545,327.80	5,296,823,017.00
Financial Liabilities			
Accounts Payables - Deposits	24	266,848,285.50	5,111,247,632.45
NET FINANCIAL ASSETS		186,697,042.30	185,575,384.55
REPRESENTED BY			
Fund Balance b/fwd	25	185,575,384.55	0.00
Prior Year Adjustment	26	(58,284,431.15)	(361,072.05)
Surplus/Deficit for the Year		59,406,088.90	185,936,456.60
NET FINANCIAL POSITION		186,697,042.30	185,575,384.55

The Statement has been prepared, reviewed and approved by the following:

Prepared By: _____

Date: _____

Reviewed By: _____

Date: _____

Approved By: _____

Date: _____